




Amazing Aliens

English: Friday 12th February 2021

Lesson 10



Welcome back Year 4!
Today is our last lesson. I hope
you have enjoyed learning all
about my species and the planets
we visit! You made Zargon 10
sound so exciting, I think we
should try to persuade others to
visit too!



I want to go there!

Zargon 10 sounds like a brilliant planet to visit.
Let's have a go at persuading others to visit



Take a look at this example advert:

Fabulous fun for all the family at Alien Park Are you ever bored at the weekend? Do you long for something exciting to do? Why not zoom to Alien Park and enter an amazing world? Marvel at flying vampires. Wonder at the Dragons' Cave. Be amazed by Crocodile World. There is also ample parking, a cool café and a stunning shop. Only 5 minutes from airstrip 21! Join the Alien A-team!

Now let's use the structure and imitate the language to write our own..

Read through the features first before planning in task 1.

★ Ask 3 questions: Are you ever bored at the weekend? Do you long for something exciting to do? Why not zoom to Aliens Park and enter an amazing world?

★ Use weasel words – words that are sneaky and boastful, that try and make you think everything is absolutely wonderful.

Look at the **red weasel words** in the example

★ Tell your reader what to do by using bossy imperative verbs: Marvel at flying vampires. Wonder at the Dragons' Cave. Be amazed by Crocodile World.

★ Add on more detail with a sentence of 3 things: There is also ample parking, a cool café and a stunning shop.

★ Tell them where it is: Only 5 minutes from airstrip 21!

★ Round off with a catchy slogan: Join the Alien A-team!

Take a look at this example advert:

Fabulous fun for all the family at Alien Park
Are you ever bored at the weekend? Do you long for something **exciting** to do?
Why not **zoom** to Alien Park and enter an **amazing** world?


Marvel at flying vampires. **Wonder** at the Dragons' Cave. Be **amazed** by Crocodile World. There is also ample parking, a **cool** café and a **stunning** shop.

Only 5 minutes from airstrip 21! Join the Alien A-team!

Task 1: Use the planner to plan your ideas:


Underlying structure	Jot down your ideas in note form
Ask a question to the reader to draw them in e.g. <i>Do you ...</i>	
Tell the reader what there is on Zargon 10. Name 3 things. e.g. <i>Don't miss...</i>	
Add on more detail with a sentence of three	
Tell them where it is	
End with a catchy slogan e.g. <i>See you there!</i>	

You can copy out the planner or print it off from the home learning page



Task 2:

Now you're ready to write your advert! Use your plan to draft it on a separate piece of paper and don't forget to check the punctuation and flow. Does it sound persuasive enough?



Task 3:

Get a piece of A4 paper and follow the instructions below to fold and make your leaflet:

Now you are going to make a persuasive leaflet. You need to persuade others to visit Zargon 10!



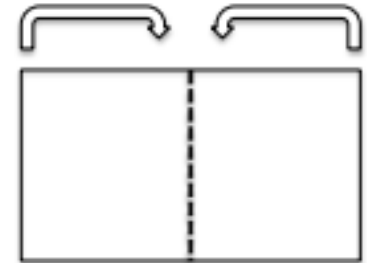
How to make a simple leaflet



A4 paper



Fold it in half



Fold each side into the middle



You have a leaflet!



Add in pictures, maps and lots of detail. Use all sides of the paper.

You can add pictures, maps of where things are, quotes from visitors and whatever else you'd like to make your leaflet colourful and exciting.

Great work Year 4!
I have really enjoyed
visiting your planet and
working with the
children of St. Jo's.
Maybe I will bump into
you on Zargon 10 one
day!



Bye Bye Year 4!

